

Annex A: One-Time Onboarding


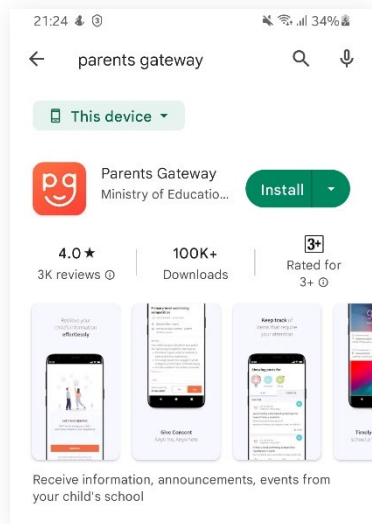
Step 1 – Singpass Registration and 2FA Setup

Singpass 2-Step Verification (2FA) is required for on boarding. If you have not registered for a Singpass or have not set up the 2FA, please visit the Singpass website (<https://www.singpass.gov.sg>), or scan the QR codes below to do so. Should you require further assistance, please contact the Singpass Helpdesk at 6335-3533.



Step 2 – Download Parents Gateway Mobile App

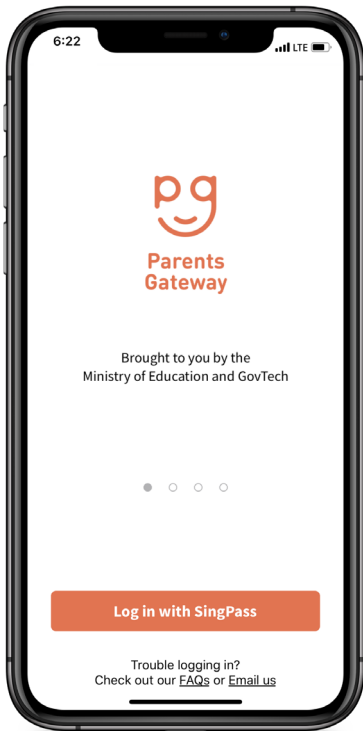
- Open the Apple App Store, Google Play Store or Huawei App Gallery on your mobile phone.
- Search for the 'Parents Gateway' mobile app, or scan the QR code below.



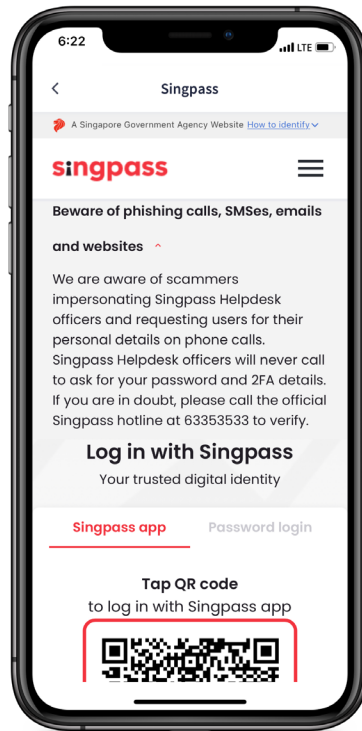
- Download and install the app on your phone.
- Enable '**Allow Notifications**' to receive push notifications.

Note: Supported OS Versions - **Android 6.0 or later & iOS 11.0 or later**

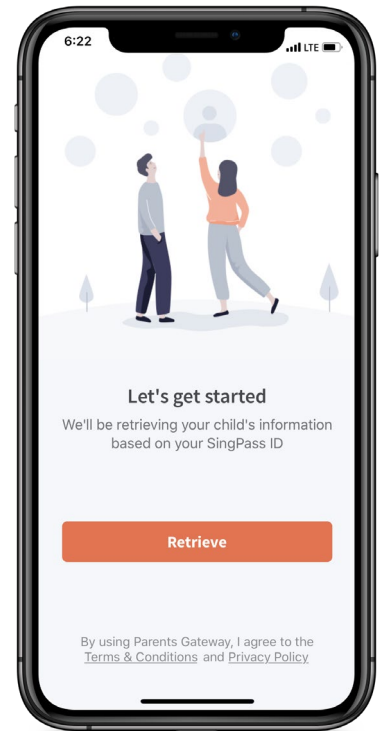
1. Tap on “Log in with Singpass”



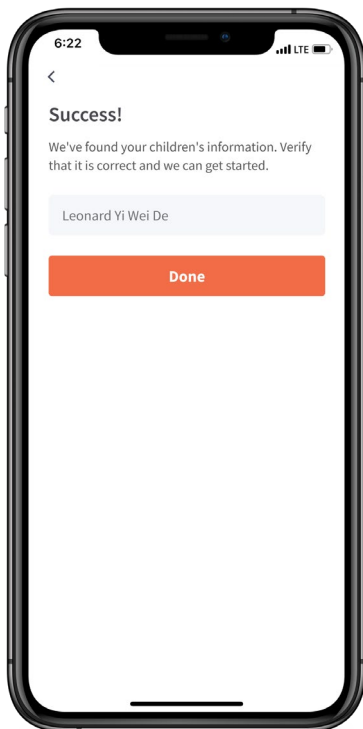
2. Log in with your Singpass (and 2FA)



3. Tap on “Retrieve” to retrieve your child(ren)’s information



4. Tap on “Done” to complete onboarding



5. You should see your child(ren)’s initial(s) and announcements and/or consent forms posted by the school(s) (if any)

